




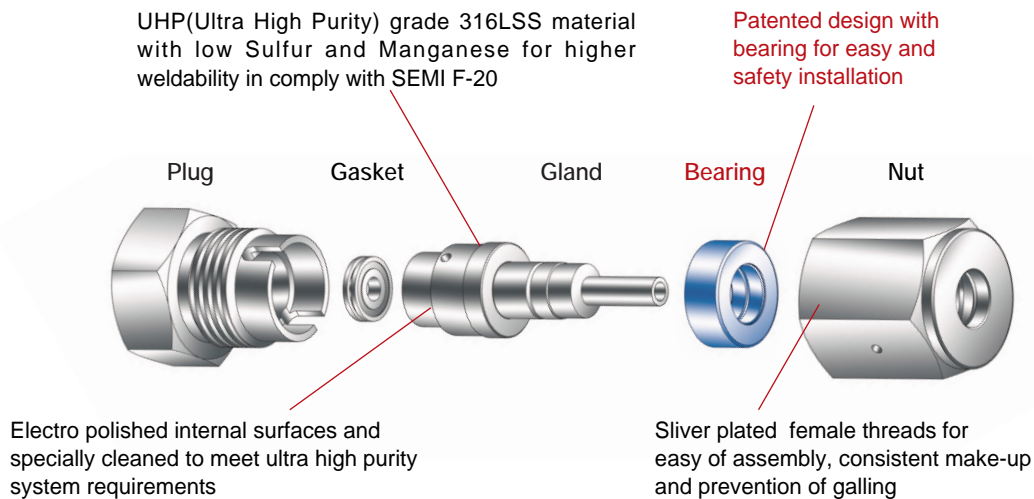
**ULTRA HIGH PURITY
CYLINDER CONNECTORS**

www.unilok.com



Uni-Lok® Cylinder Connectors are designed and manufactured for the connection of high purity gases in process applications.

Features



Helium Leak Test

Uni-Lok fittings are rated to a helium leak rate of less than 1×10^{-9} mbar.l/sec and tested in accordance with SEMA-90120391B-STD and SEMI F1-96.

Particle Contribution Test

According to ASTM F1394-92.

Moisture Contribution Test

According to SEMA-90120397B-STD.

Cleaning

All components are precisely cleaned with $18M\Omega$ deionized water after the passivation procedure. Reference specification : SEMI E49.6.

Assembling

According to SEMI E49.6.

Packaging

Each component is double bagged to ensure component cleanliness and to protect it from environmental contamination.

Referenced specification : SEMI E49.1.

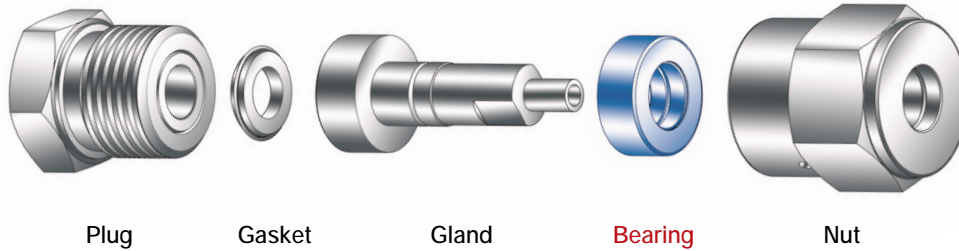
Gases Assignment Table

GAS	DISS	CGA	JIS	GAS	DISS	CGA	JIS
Ammonia	720	660	22-R	Hydrogen	724	350	22-L
Argon	718	580	22/23-R	Hydrogen Bromide	634	330	26-R
Arsenic Pentafluoride	642			Hydrogen Chloride	634	330	26-R
Arsine	632	350	22-L	Hydrogen Fluoride	638	660	26-R
Boron Trichloride	634	660	22-L	Hydrogen Iodide	670	330	
Boron Trifluoride	642	330	22-L	Hydrogen Selenide	632	350	
Bromochlorodifluoromethane		660		Hydrogen Sulfide	722	330	
Bromotrifluoromethane		660		Isobutane		510	
Butane		510	23-L	Isobutylene		510	23-L
Carbon Dioxide	716	320		Krypton	718	510	22/23-R
Carbon Monoxide	724	350	22-L	Neon	718	580	22/23-R
Carbonyl Sulfide		330		Nitrogen	718	580	22/23-R
Chlorine	728	660	26-R	Nitrous Oxide	712	580	
Chlorine Trifluoride		670	26-L	Oxygen	714	740	22/23-R
Chlorodifluoromethane		660		Perfluoropropane	716	660	
Chlorotrifluoromethane		660		Phosgene		660	26-R
Diborane	632	350	22-L	Phosphine	632	350	
Dichlorodifluoromethane	716	660		PhosphorusPentafluoride	642	330	
Dichlorofluoromethane		660		Silane	632	350	
Dichlorosilane	636	678		Silicon Tetrachloride	636		
Dichlorotetrafluoroethane		660		Silicon Tetrafluoride	642	330	
Diethylzinc	726	510		Sulphur Dioxide	660	10, 16	
Difluoroethylene		350	22-L	Sulphur Hexafluoride	716	326	
Dimethylzinc	726			Trichorosilane		636	
Dimethylamine		705	22/26-L	Trichlorotrifluoroethane	716	660	
Dimethylether		510	26-L	Trichlorofluoromethane		660	
Disilane		632		Triethylaluminium	726	510	
Ethane		350	22-L	Trifluoromethane		660	
Ethyl Chloride		300	26-L	Trimethylamine		705	26-L
Ethylene		350	22-L	Tungsten Hexafluoride	638	670	
Fluorine		679	22-R	Vinyl Bromide		510	26-L
Germane	632	350		Vinyl Chloride		510	26-L
Halocarbons	716	660		Vinyl Fluoride		350	22-L
Helium	718	326	22/23-R	Xenon	718	580	22/26-L

Sources : CGA V1 2005, JIS B8244/B8246 1989, ISO/DOS 407 1983
This table is the reference only.

CGA and JIS Series

Materials of Construction



Ordering Information

Every cylinder connectors are ordered as assembled set . Also each parts of cylinder connector are ordered separately with the part numbers as shown below.

CGA Series

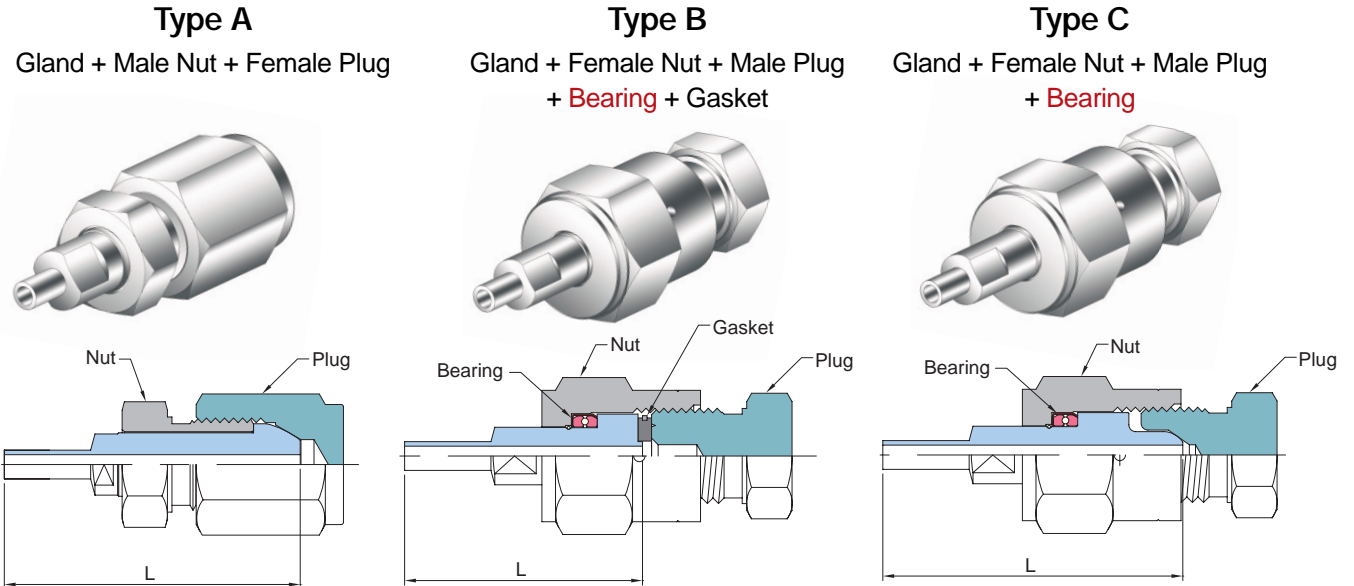
CGA No.	Ordering Part Number					
	Assembled Set	Gland	Bearing	Nut	Gasket	Plug
296	UCC-C296	UGL-08S	X	UM-0803R	X	UPG-296
320	UCC-C320	UGL-01S	UBR-01	UF-0830R	UGT-01A	UPG-320
326	UCC-C326	UGL-04S	UBR-01	UF-0830R	X	UPG-326
330	UCC-C330	UGL-01S	UBR-01	UF-0830L	UGT-01A	UPG-330
350	UCC-C350	UGL-05S	UBR-01	UF-0830L	X	UPG-350
510	UCC-C510	UGL-06S	X	UM-0880L	X	UPG-510
540	UCC-C540	UGL-09S	UBR-02	UF-0908R	X	UPG-540
580	UCC-C580	UGL-06S	X	UM-0960R	X	UPG-580
590	UCC-C590	UGL-06S	X	UM-0960L	X	UPG-590
660	UCC-C660	UGL-03S	UBR-02	UF-1035R	UGT-03A	UPG-660
670	UCC-C670	UGL-03S	UBR-02	UF-1035L	UGT-03A	UPG-670
678	UCC-C678	UGL-07S	UBR-02	UF-1035L	UGT-01B	UPG-678
679	UCC-C679	UGL-10S	UBR-02	UF-1035L	UGT-05B	UPG-679

JIS Series

JIS No.	Ordering Part Number					
	Assembled Set	Gland	Bearing	Nut	Gasket	Plug
21-14L	UCC-J2114L	UGL-11S	UBR-01	UF-JS21L	UGT-02A	UPG-21L
21-14R	UCC-J2114R	UGL-11S	UBR-01	UF-JS21R	UGT-02A	UPG-21R
22-14L	UCC-J2214L	UGL-02S	UBR-01	UF-JS22L	UGT-02A	UPG-22L
22-14R	UCC-J2214R	UGL-02S	UBR-01	UF-JS22R	UGT-02A	UPG-22R
23-14R	UCC-J2314R	UGL-02S	UBR-01	UF-JS23R	UGT-02A	UPG-23R
26-14L	UCC-J2614L	UGL-02S	UBR-02	UF-JS26L	UGT-03A	UPG-26L
26-14R	UCC-J2614R	UGL-02S	UBR-02	UF-JS26R	UGT-03A	UPG-26R

Dimensions are for reference only and are subject to change without prior notice.

Typical Assembly



CGA Series

CGA No.	Type	Part No.	Overall Length		Nut		Plug Thread	Gasket Material
			inch	mm	Thread	Hex Flat		
296	A	UCC-C296	2.57	65.3	0.803-14UNS-2A-RH-EXT	23.81	0.803-14UNS-2B-RH-INT	X
320	B	UCC-C320	2.07	52.5	0.830-14NGO-RH-INT	30.16	0.825-14NGO-RH-EXT	PCTFE/R
326	C	UCC-C326	2.61	66.2	0.830-14NGO-RH-INT	30.16	0.825-14NGO-RH-EXT	X
330	B	UCC-C330	2.07	52.5	0.830-14NGO-LH-INT	30.16	0.825-14NGO-LH-EXT	PCTFE/R
350	C	UCC-C350	2.63	66.8	0.830-14NGO-LH-INT	30.16	0.825-14NGO-LH-EXT	X
510	A	UCC-C510	2.57	65.3	0.880-14NGO-LH-EXT	23.81	0.885-14NGO-LH-INT	X
540	C	UCC-C540	2.63	66.7	0.908-14NGO-RH-INT	30.16	0.903-14NGO-RH-EXT	X
580	A	UCC-C580	2.57	65.3	0.960-14NGO-RH-EXT	26.98	0.965-14NGO-RH-INT	X
590	A	UCC-C590	2.57	65.3	0.960-14NGO-LH-EXT	26.98	0.965-14NGO-LH-INT	X
660	B	UCC-C660	2.28	58.0	1.035-14NGO-RH-INT	31.75	1.030-14NGO-RH-EXT	PCTFE/R
670	B	UCC-C670	2.28	58.0	1.035-14NGO-LH-INT	31.75	1.030-14NGO-LH-EXT	PCTFE/R
678	B	UCC-C678	2.60	66.0	1.035-14NGO-LH-INT	31.75	1.030-14NGO-LH-EXT	PCTFE
679	B	UCC-C679	2.63	66.7	1.035-14NGO-LH-INT	31.75	1.030-14NGO-LH-EXT	PCTFE

JIS Series

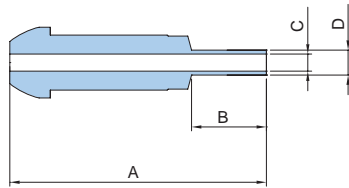

JIS No.	Type	Part No.	Overall Length		Nut		Plug Thread	Gasket Material
			inch	mm	Thread	Hex Flat		
21-14-L	B	UCC-J2114L	2.19	55.5	JIS21-14-0L	30.16	JIS21-14-0L	PCTFE/R
21-14-R	B	UCC-J2114R	2.19	55.5	JIS21-14-0R	30.16	JIS21-14-0R	PCTFE/R
22-14-L	B	UCC-J2214L	2.07	52.5	JIS22-14-0L	30.16	JIS22-14-0L	PCTFE/R
22-14-R	B	UCC-J2214R	2.07	52.5	JIS22-14-0R	30.16	JIS22-14-0R	PCTFE/R
23-14-R	B	UCC-J2314R	2.07	52.5	JIS23-14-0R	30.16	JIS23-14-0R	PCTFE/R
26-14-L	B	UCC-J2614L	2.07	52.5	JIS26-14-0L	31.75	JIS26-14-0L	PCTFE/R
26-14-R	B	UCC-J2614R	2.07	52.5	JIS26-14-0R	31.75	JIS26-14-0R	PCTFE/R

3/8" and 1/2" Glands are available for every CGA & JIS series cylinder connectors. To order, add **-06** for 3/8" and **-08** for 1/2". **Examples** : **UCC-C350-06**, CGA 350 Cylinder Connector set with 3/8" Gland.

Dimensions are for reference only and are subject to change without prior notice.

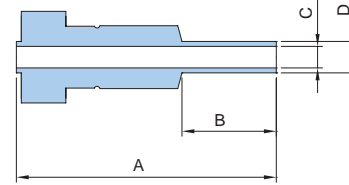

Glands

Type-A



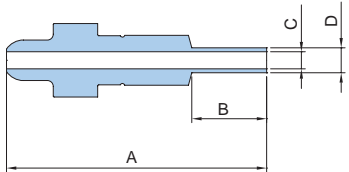

Part No.	Dimensions (mm)			
	A	B	C	D
UGL-06S	65.3	19.05	4.35	6.35
UGL-08S	65.3			

Type-B



Part No.	Dimensions (mm)			
	A	B	C	D
UGL-01S	52.5	19.05	4.35	6.35
UGL-02S	55.5			
UGL-03S	58.0			
UGL-07S	66.1			
UGL-10S	66.7			
UGL-11S	55.5			

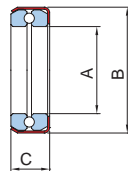
Type-C



Part No.	Dimensions (mm)			
	A	B	C	D
UGL-04S	66.2	19.05	4.35	6.35
UGL-05S	66.8			
UGL-09S	66.7			

3/8" and 1/2" Glands are available for every CGA & JIS series. To order, add **-06** for 3/8" and **-08** for 1/2".
Examples : UGL-09S-08, 1/2" size CGA 540 Gland.

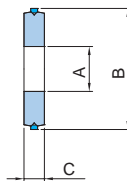
Bearings



Part No.	Dimensions (mm)		
	A	B	C
UBR-01	12.8	18.5	5.7
UBR-02	12.8	23.5	9.0

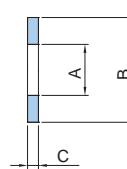
Gaskets

Gasket with 316SS Ring



Part No.	Dimensions (mm)		
	A	B	C
UGT-01A	6.6	16.8	3.0
UGT-02A	10.3	17.3	
UGT-03A	9.7	21.5	

Gasket without 316SS Ring



Part No.	Dimensions (mm)		
	A	B	C
UGT01B	7.5	15.4	1.6
UGT05B	8.0	13.5	

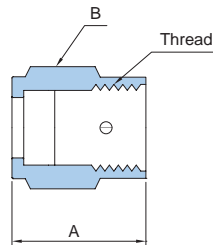
PTFE instead of PCTFE is available upon request. To order, add **-TF** to the end of part number.

Example : UGT-02A-TF

Dimensions are for reference only and are subject to change without prior notice.

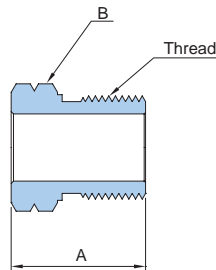
Nuts

Female Nuts



Part No.	Dimensions (mm)		Thread
	A	B (Hex)	
UF-0830L	35.00	30.16	0.830-14NGO-LH-INT
UF-0830L	35.00	30.16	0.830-14NGO-LH-INT
UF-0830R	35.00	30.16	0.830-14NGO-RH-INT
UF-0830R	35.00	30.16	0.830-14NGO-RH-INT
UF-0908R	35.00	30.16	0.908-14NGO-RH-INT
UF-1035L	36.00	31.75	1.035-14NGO-LH-INT
UF-1035L	36.00	31.75	1.035-14NGO-LH-INT
UF-1035L	36.00	31.75	1.035-14NGO-LH-INT
UF-1035R	36.00	31.75	1.035-14NGO-RH-INT
UF-JS21L	35.00	30.16	JIS21-14-OL
UF-JS21R	35.00	30.16	JIS21-14-OR
UF-JS22L	35.00	30.16	JIS22-14-OL
UF-JS22R	35.00	30.16	JIS22-14-OR
UF-JS23R	35.00	30.16	JIS23-14-OR
UF-JS26L	36.00	31.75	JIS26-14-OL
UF-JS26R	36.00	31.75	JIS26-14-OR

Male Nuts

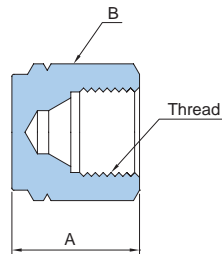


Part No.	Dimensions (mm)		Thread
	A	B (Hex)	
UM-0803R	29.00	23.81	0.803-14UNS-2A-RH-EXT
UM-0880L	29.00	23.81	0.880-14NGO-LH-EXT
UM-0960L	29.00	26.98	0.960-14NGO-LH-EXT
UM-0960R	29.00	26.98	0.960-14NGO-RH-EXT

Dimensions are for reference only and are subject to change without prior notice.

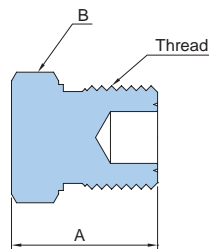
Plugs

Female Plugs



Part No.	Dimensions (mm)		Thread
	A	B (Hex)	
UPG-296	32.50	26.98	0.803-14UNS-2B-RH-INT
UPG-510	32.50	30.16	0.885-14NGO-LH-INT
UPG-580	32.50	31.75	0.965-14NGO-RH-INT
UPG-590	32.50	31.75	0.965-14NGO-LH-INT

Male Plugs




Part No.	Dimensions (mm)		Thread
	A	B (Hex)	
UPG-320	31.0	23.81	0.825-14NGO-RH-EXT
UPG-326	30.0	23.81	0.825-14NGO-RH-EXT
UPG-330	31.0	23.81	0.825-14NGO-LH-EXT
UPG-350	30.0	23.81	0.825-14NGO-LH-EXT
UPG-540	30.0	26.98	0.903-14NGO-RH-EXT
UPG-660	26.0	28.57	1.030-14NGO-RH-EXT
UPG-670	26.0	28.57	1.030-14NGO-LH-EXT
UPG-678	26.0	28.57	1.030-14NGO-LH-EXT
UPG-679	26.0	28.57	1.030-14NGO-LH-EXT
UPG-21R	31.0	23.81	JIS21-14-OR
UPG-21L	31.0	23.81	JIS21-14-OL
UPG-22R	31.0	23.81	JIS22-14-OR
UPG-22L	31.0	23.81	JIS22-14-OL
UPG-23R	31.0	25.40	JIS23-14-OR
UPG-26R	31.0	28.57	JIS26-14-OR
UPG-26L	31.0	28.57	JIS26-14-OL

Dimensions are for reference only and are subject to change without prior notice.

DISS Series

Materials of Construction



Ordering Information

Every cylinder connectors are ordered as assembled set . Also each parts of cylinder connector are ordered separately with the part numbers as shown below.

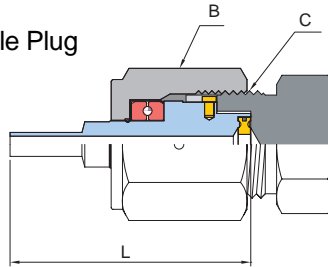

DISS No.	Ordering Part Number						
	Assembled Set	Gland	Bearing	Nut	Gasket		Plug
					Nickel	PCTFE	
632	UCC-D632	UGL-632	UBR-02	UF-1035R	UNGT-D	UGT-D	UPG-632
634	UCC-D634	UGL-634	UBR-02	UF-1035R	UNGT-D	UGT-D	UPG-634
636	UCC-D636	UGL-636	UBR-02	UF-1035R	UNGT-D	UGT-D	UPG-636
638	UCC-D638	UGL-638	UBR-02	UF-1035R	UNGT-D	UGT-D	UPG-638
640	UCC-D640	UGL-640	UBR-02	UF-1035R	UNGT-D	UGT-D	UPG-640
642	UCC-D642	UGL-642	UBR-02	UF-1035R	UNGT-D	UGT-D	UPG-642
712	UCC-D712	UGL-712	UBR-02	UF-1130R	UNGT-D	UGT-D	UPG-712
714	UCC-D714	UGL-714	UBR-02	UF-1130R	UNGT-D	UGT-D	UPG-714
716	UCC-D716	UGL-716	UBR-02	UF-1130R	UNGT-D	UGT-D	UPG-716
718	UCC-D718	UGL-718	UBR-02	UF-1130R	UNGT-D	UGT-D	UPG-718
720	UCC-D720	UGL-720	UBR-02	UF-1130R	UNGT-D	UGT-D	UPG-720
722	UCC-D722	UGL-722	UBR-02	UF-1130R	UNGT-D	UGT-D	UPG-722
724	UCC-D724	UGL-724	UBR-02	UF-1130R	UNGT-D	UGT-D	UPG-724
726	UCC-D726	UGL-726	UBR-02	UF-1130R	UNGT-D	UGT-D	UPG-726
728	UCC-D728	UGL-728	UBR-02	UF-1130R	UNGT-D	UGT-D	UPG-728

3/8" and 1/2" Glands are available for every DISS series cylinder connectors. To order, add **-06** for 3/8" and **-08** for 1/2". **Examples : UCC-D712-08**, DISS 712 Cylinder Connector set with 1/2" Gland.

Dimensions are for reference only and are subject to change without prior notice.

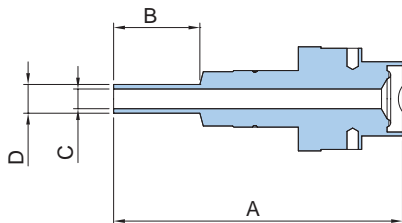
Typical Assembly

Gland + Male Nut + **Bearing** + Gasket + Female Plug



DISS No.	Part No.	Overall Length L		Hex Flat B		Thread C	
		inch	mm	inch	mm		
632	UCC-D632	2.51	63.80	1.25	31.75	1.035-14NGO-RH-INT	
634	UCC-D634						
636	UCC-D636						
638	UCC-D638						
640	UCC-D640						
642	UCC-D642			1.38	34.93		1.125-14NGO-RH-INT
712	UCC-D712						
714	UCC-D714						
716	UCC-D716						
718	UCC-D718						
720	UCC-D720						
722	UCC-D722						
724	UCC-D724						
726	UCC-D726						
728	UCC-D728						

Glands



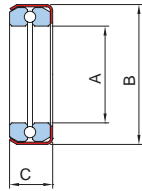
3/8" and 1/2" Glands are available for every DISS series. To order, add **-06** for 3/8" and **-08** for 1/2".

Examples : UGL-632-06, 3/8" size DISS 632 Gland.

Part No.	Dimensions (mm)			
	A	B	C	D
UGL-632	63.8	19.05	4.35	6.35
UGL-634				
UGL-636				
UGL-638				
UGL-640				
UGL-642				
UGL-712				
UGL-714				
UGL-716				
UGL-718				
UGL-720				
UGL-722				
UGL-724				
UGL-726				
UGL-728				

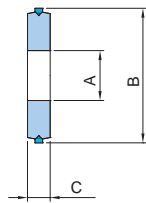
Dimensions are for reference only and are subject to change without prior notice.

Bearing



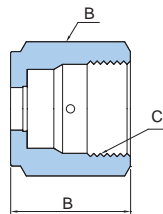
Part No.	Dimensions (mm)		
	A	B	C
UBR-02	12.8	23.5	9.0

Gasket



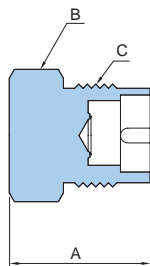
Part No.	Dimensions (mm)			Material
	A	B	C	
UGT-D	5.4	14.3	3.0	PCTFE
UNGT-D	5.4	14.3	3.2	Nickel

Female Nut




Part No.	Dimensions (mm)		Thread
	A	B (Hex)	
UF-1035R	36.00	31.75	1.035-14NGO-RH-INT
UF-1130R	36.00	34.93	1.125-14NGO-RH-INT

Male Plug



Part No.	Dimensions (mm)		Thread
	A	B (Hex)	
UPG-632	39.0	31.75	1.035-14NGO-RH-EXT
UPG-634			
UPG-636			
UPG-638			
UPG-640			
UPG-642			
UPG-712			1.120-14NGO-RH-EXT
UPG-714			
UPG-716			
UPG-718			
UPG-720			
UPG-722			
UPG-724			
UPG-726			
UPG-728			

Dimensions are for reference only and are subject to change without prior notice.



Uni-Lok[®] Uni-Lok corporation

본사 및 제1공장

인천광역시 남동구 고잔동 725-13번지
남동공단 152블럭 12롯데 ☎ 405-822
전화 : 032-822-6600
팩스 : 032-822-6604

제2공장

인천광역시 남동구 고잔동 684-7번지
남동공단 114블럭 8롯데 ☎ 405-818
전화 : 032-433-6601
팩스 : 032-441-7600

Headquarters & 1st Factory

152 Block-12 Lot, Namdong Indus-Park, 725-13,
Gojan-Dong, Namdong-Gu, Incheon, Korea
Tel : +82-32-821-6673
Fax : +82-32-822-6604

2nd Factory

114 Block-8 Lot, Namdong Indus-Park, 684-7,
Gojan-Dong, Namdong-Gu, Incheon, Korea
Tel : +82-32-433-6601
Fax : +82-32-441-7600